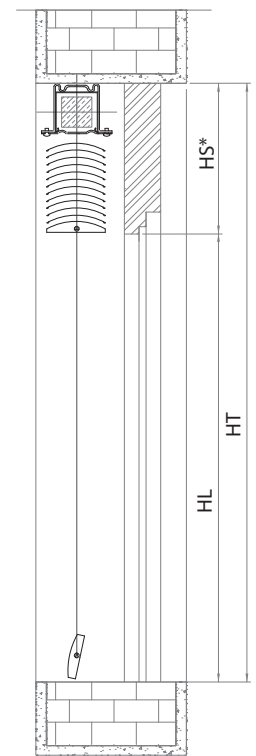


## Tabella appacchettamenti table of stack heights

N° Lame nr. of slats	HS mm	HT mm		HL mm	
		da-from	a-to	da-from	a-to
7	127	0	600	473	473
8	130	601	660	471	530
9	133	661	730	528	597
10	137	731	800	594	663
11	143	801	870	658	727
12	150	871	940	721	790
13	157	941	1010	784	853
14	160	1011	1080	851	920
15	163	1081	1150	918	987
16	167	1151	1220	984	1053
17	173	1221	1286	1048	1113
18	180	1287	1353	1107	1173
19	187	1354	1420	1167	1233
20	193	1421	1490	1228	1297
21	200	1491	1560	1291	1360
22	207	1561	1630	1354	1423
23	210	1631	1696	1421	1486
24	213	1697	1763	1484	1550
25	217	1764	1830	1547	1613
26	223	1831	1903	1608	1680
27	230	1904	1976	1674	1746
28	237	1977	2050	1740	1813
29	240	2051	2116	1811	1876
30	243	2117	2183	1874	1940
31	247	2184	2250	1937	2003
32	253	2251	2320	1998	2067
33	260	2321	2390	2061	2130
34	267	2391	2460	2124	2193
35	270	2461	2540	2191	2270
36	273	2541	2620	2268	2347
37	277	2621	2700	2344	2423

Dimensioni fattibili solo per modello 80 STD - suitable dimensions for 80 STD system

N° Lame nr. of slats	HS mm	HT mm		HL mm	
		da-from	a-to	da-from	a-to
38	283	2701	2760	2418	2477
39	290	2761	2820	2471	2530
40	297	2821	2880	2524	2583
41	300	2881	2946	2581	2646
42	303	2947	3013	2644	2710
43	307	3014	3080	2707	2773
44	313	3081	3150	2768	2837
45	320	3151	3220	2831	2900
46	327	3221	3290	2894	2963
47	330	3291	3360	2961	3030
48	333	3361	3430	3028	3097
49	337	3431	3500	3094	3163
50	343	3501	3570	3158	3227
51	350	3571	3640	3221	3290
52	357	3641	3710	3284	3353
53	363	3711	3780	3348	3417
54	370	3781	3850	3411	3480
55	377	3851	3920	3474	3543
56	380	3921	3986	3541	3606
57	383	3987	4053	3604	3670
58	387	4054	4120	3667	3733
59	393	4121	4190	3728	3797
60	400	4191	4260	3791	3860
61	407	4261	4330	3854	3923
62	410	4331	4400	3921	3990
63	413	4401	4470	3988	4057
64	417	4471	4540	4054	4123
65	423	4541	4610	4118	4187
66	430	4611	4680	4181	4250
67	437	4681	4750	4244	4313
68	440	4751	4800	4311	4360




HS\* variabili a seconda del tipo di fissaggio  
HS\* change depending on type of installation

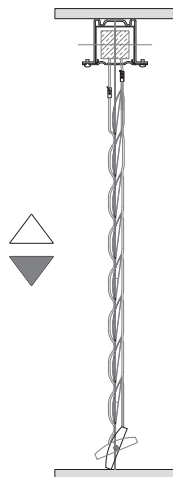
HS\* comprensivo del solo supporto canale di manovra  
HS\* includes head rail holder size

## Orientamento lame modulation of slats

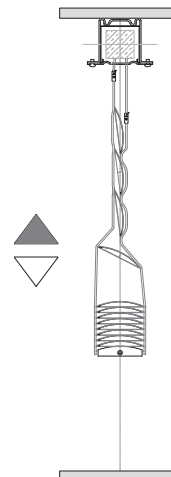
1. Posizione di fine corsa alto  
Slat position upper limit stop



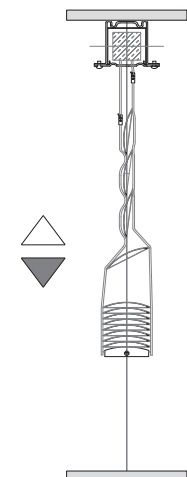
2. Posizione di fine corsa basso  
Slat position lower limit stop



3. Posizione lame in salita  
Slats running upward



4. Posizione lame in discesa  
Slats running downward



NB: il sistema consente l'orientamento delle lame in ogni posizione. - the system allows slats to tilt at any angle.