

Tabella appacchettamenti table of stack heights

N° Lame nr. of slats	HS mm	HT mm		HL mm		N° Lame nr. of slats	HS mm	HT mm		HL mm	
		da-from	a-to	da-from	a-to			da-from	a-to		
6	132	600	680	468	548	36	282	3001	3080	2719	2798
7	137	681	760	544	623	37	287	3081	3160	2794	2873
8	142	761	840	619	698	38	292	3161	3240	2869	2948
9	147	841	920	694	773	39	297	3241	3320	2944	3023
10	152	921	1000	769	848	40	302	3321	3400	3019	3098
11	157	1001	1080	844	923	41	307	3401	3480	3094	3173
12	162	1081	1160	919	998	42	312	3481	3560	3169	3248
13	167	1161	1240	994	1073	43	317	3561	3640	3244	3323
14	172	1241	1320	1069	1148	44	322	3641	3720	3319	3398
15	177	1321	1400	1144	1223	45	327	3721	3800	3394	3473
16	182	1401	1480	1219	1298	46	332	3801	3880	3469	3548
17	187	1481	1560	1294	1373	47	337	3881	3960	3544	3623
18	192	1561	1640	1369	1448	48	342	3961	4040	3619	3698
19	197	1641	1720	1444	1523	49	347	4041	4120	3694	3773
20	202	1721	1800	1519	1598	50	352	4121	4200	3769	3848
21	207	1801	1880	1594	1673	51	357	4201	4280	3844	3923
22	212	1881	1960	1669	1748	52	362	4281	4360	3919	3998
23	217	1961	2040	1744	1823	53	367	4361	4440	3994	4073
24	222	2041	2120	1819	1898	54	372	4441	4520	4069	4148
25	227	2121	2200	1894	1973	55	377	4521	4600	4144	4223
26	232	2201	2280	1969	2048	56	382	4601	4680	4219	4298
27	237	2281	2360	2044	2123	57	387	4681	4760	4294	4373
28	242	2361	2440	2119	2198	58	392	4761	4800	4369	4408
29	247	2441	2520	2194	2273	59	397	4841	4920	4444	4523
30	252	2521	2600	2269	2348	60	402	4921	5000	4519	4598
31	257	2601	2680	2344	2423	61	407	5001	5080	4594	4673
32	262	2681	2760	2419	2498	62	412	5081	5160	4669	4748
33	267	2761	2840	2494	2573	63	417	5161	5240	4744	4823
34	272	2841	2920	2569	2648	64	422	5241	5320	4819	4898
35	277	2921	3000	2644	2723	65	427	5321	5400	4894	4973
						66	432	5401	5480	4969	5048
						67	437	5481	5500	5044	5063

• Dimensioni fattibili solo per modello 90 STD - suitable dimensions for 90 STD system




HS* variabili a seconda del tipo di fissaggio
HS* change depending on type of installation

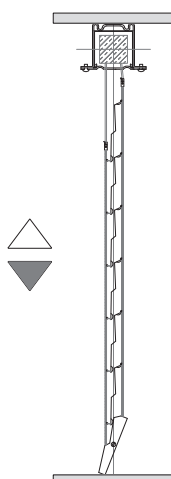
HS* comprensivo del solo supporto canale di manovra
HS* includes head rail holder size

Orientamento lame modulation of slats

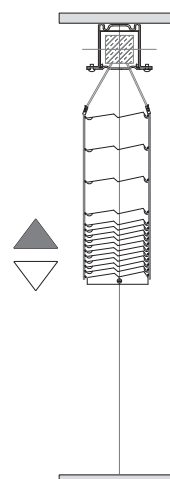
1. Posizione di fine corsa alto
Slat position upper limit stop



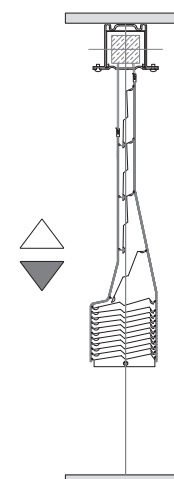
2. Posizione di fine corsa basso
Slat position lower limit stop



3. Posizione lame in salita
Slats running upward



4. Posizione lame in discesa
Slats running downward



NB: il sistema consente l'orientamento delle lame in ogni posizione. - the system allows slats to tilt at any angle.